

SHAFTESBURYS

BLINDS // SHUTTERS

A PERFECT FIT

INTRODUCING SHAFTESBURYS RANGE
OF INTERIOR WOODEN SLAT BLINDS







LUMBERJACK WOOD SLAT BLINDS

TRANSFORM YOUR ROOM WITH TOP QUALITY BASSWOOD BLINDS, CUSTOM CRAFTED TO YOUR EXACT WINDOW MEASUREMENTS.

Our customised service can manage every stage of the process from design advice to a complete measurement and fitting service.

Stylish Lumberjack blinds look just as good when viewed from the street, giving houses a real 'wow factor' inside and out.

Choose from eight attractive colours including Silky White and Oyster Bisque which match our very popular shutter ranges.

All of our blinds come in 50mm slat width, giving you a much neater stacking height when raised.

Each blind is beautifully crafted in non-endangered basswood. Firstly the basswood is sanded to a smooth finish and then painted or hand rubbed with a stain for an even more natural finish with a special UV resistant multi-coat application.

This process restricts yellowing and fading and really is the difference that sets our quality Lumberjack blinds apart!


LONG LASTING AT AN AFFORDABLE PRICE!



RICH WENGI



OLD WALNUT




PECAN NUT



GOLDEN HONEY



NATURAL VIRGIN



CHERRY BLUSH



SILKY WHITE



OYSTER BISQUE



FITTING OPTIONS

DECIDE WHETHER YOU WANT THE BLIND TO HANG INSIDE OR OUTSIDE THE WINDOW RECESS.

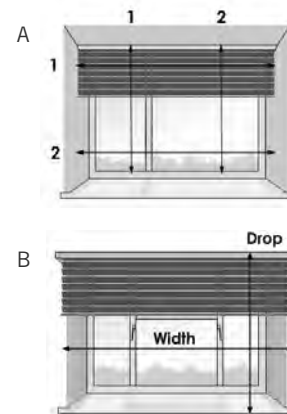
If inside, measure the window frame from wall to wall, we will deduct 12mm from the width so that the blind will fit into the recess when the brackets are affixed. (See diagram A).

For blinds to hang outside the recess, simply supply us with the exact width & drop measurements for where you would like the blind to cover. (See diagram B).

The dimensions supplied by you will be the overall blind size and will be made exactly to the size specified with no allowance made by us.

Tip: Always measure the width and drop in at least three places, as windows are often not as square as they look!

For outside mount or sash windows the mitred valance returns are free giving you the really expensive blind look. All of this ensures a truly custom product that you will be proud to show.





VALANCE OPTIONS

STANDARD VALANCE


We supply you with a valance that is exactly the width of the blind plus 10mm. If the "Recess" option has been selected, then the valance will be the "width" -12mm (to allow for brackets etc.) +10mm (to cover the brackets & fixings).

MITRED RETURNS

We supply you with a front valance plus two sides that have been cut to fit over the side of the blind headrail. You would generally order mitred returns for an outside fixing and/or sash windows where you can see the side of the blind/bracket. The mitred returns cover the fixings for a better finish.
(See photograph 1)

UNCUT VALANCE

We supply 2 mitred returns and a valance that is over long, you can then cut this on site to provide a perfect fit. You would generally order an uncut valance where 2 blinds or more meet, such as non sash Bay windows, providing a continuous valance.



Minimum width: 300mm
Maximum width: 2400mm
Maximum drop: 3000mm

Slat width: 50mm
Composition: Bleached / colour stained superb quality basswood from sustained forests

Cord tilt on the left
Raise/lower cord on the right
Co-ordinating cords, headrails and valances in a variety of lengths.
(See photograph 2)

HEAD OFFICE & SHOWROOM

44 Victoria Road, Burgess Hill, West Sussex RH15 9LR

Tel: 0845 165 8333

STORES:

Battersea

113e Northcote Road, SW11 6PW

Fulham

139 Munster Road, SW6 6DD

Muswell Hill

162 Fortis Green Road, N10 3DU

Shepherd's Bush

254 Goldhawk Road, W12 9PE

Tel: 0845 166 7607

www.shaftesburys.co.uk